



High Current SMT Power Inductors - SEP0603EC SERIES



PART NUMBERING SYSTEM

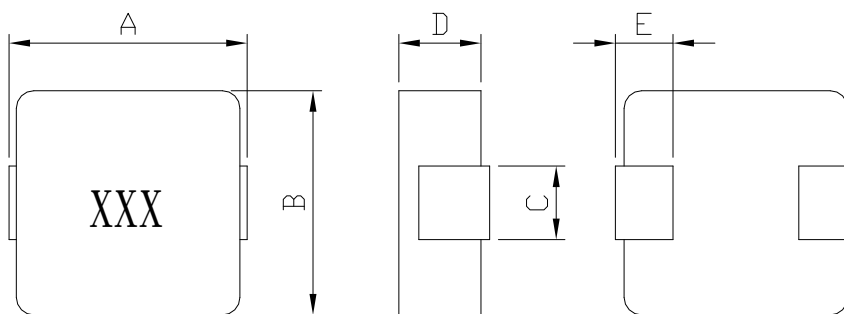
SEP	0603EC	—	6R8M	—	LF
TYPE	DIMENSIONS		INDUCTANCE		LEAD FREE

FEATURES :

- Low profile (3.0mm max. height) and 7.5 mm max. square.
- Magnetically shielded and low DC resistance.
- Large current handling capability. DC Current up to 9.5A .
- Ultra low buzz noise, due to composite construction .
- Ideal for DC – DC converter inductor application in hand help personal Computer, etc.
- Frequency range up to 1MHZ.

SHAPES AND DIMENSIONS:

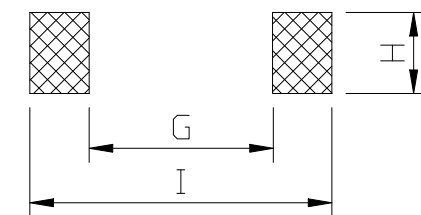
UNIT : mm



A=7.5 Max B=6.8 Max. C=3.0±0.3 D=3.0 Max. E=1.6±0.3

RECOMMENDED PATTERNS:

UNIT : mm



H=3.5 G= 3.7 I = 8.4



High Current SMT Power Inductors - SEP0603EC SERIES

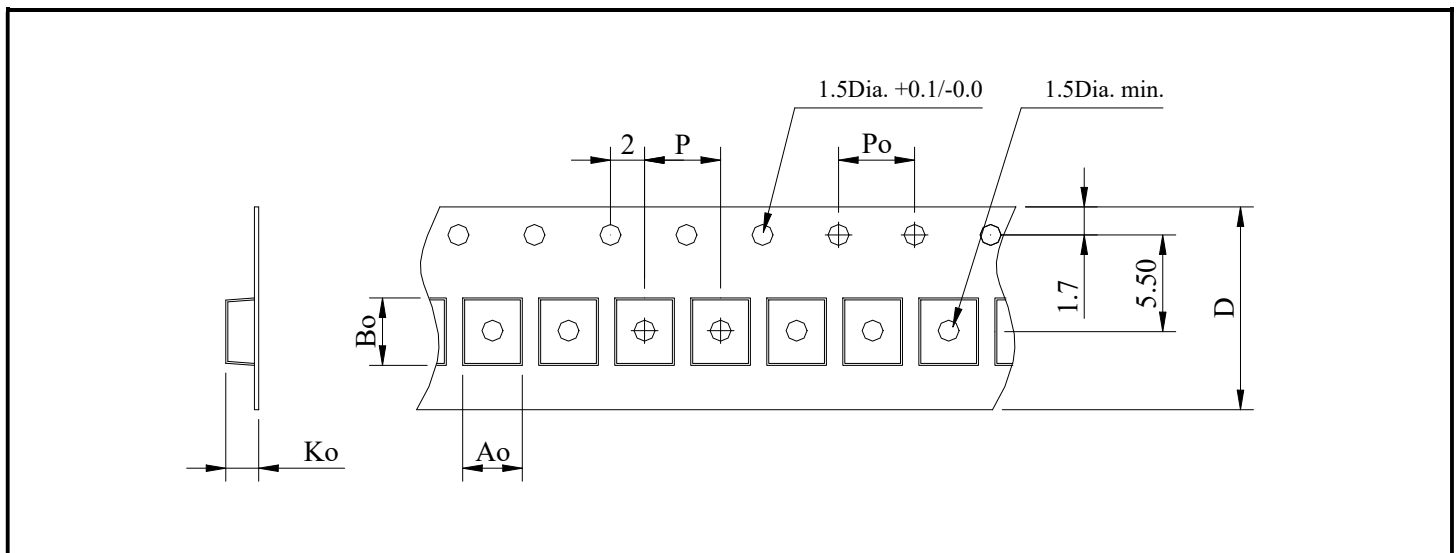


SPECIFICATION TABLE

PART NUMBER	INDUCTANCE (μH)	Isat (A) (Min.)	Irms (A) (Min.)	DCR (mΩ) (Max.)	DCR (mΩ) (Typ.)	TEST FREQ. (Freq.)
SEP0603EC-1R0M-LF	1.0±20%	9.5	12.5	8.00	7.6	100KHz/0.1V
SEP0603EC-2R2M-LF	2.2±20%	7.0	9.0	16.5	15.7	100KHz/0.1V
SEP0603EC-3R3M-LF	3.3±20%	6.5	7.0	26.0	24.8	100KHz/0.1V
SEP0603EC-4R7M-LF	4.7±20%	4.0	6.0	33.4	31.8	100KHz/0.1V
SEP0603EC-6R8M-LF	6.8±20%	4.0	5.5	46.8	44.6	100KHz/0.1V
SEP0603EC-8R2M-LF	8.2±20%	4.0	5.0	54.9	52.3	100KHz/0.1V
SEP0603EC-100M-LF	10±20%	3.5	4.0	71.2	67.8	100KHz/0.1V
SEP0603EC-220M-LF	22±20%	3.5	2.9	135.0	128.9	100KHz/0.1V

- All test Data is referenced to 25°C ambient.
- Typical Heat Rating DC Current would cause an approximately ΔT of 40°C.
- Typical Saturation DC Current would cause Lo to drop approximately 30%
- Operating Temperature Range: -55°C ~ +125°C.

PACKAGING SPECIFICATION



STAYLE	Q'TY (PCS)	DIMENSIONS (m/m)					
		Ao	Bo	Ko	P	Po	D±0.5
13"	1,000	7.2	7.5	3.6	12	4.0	16